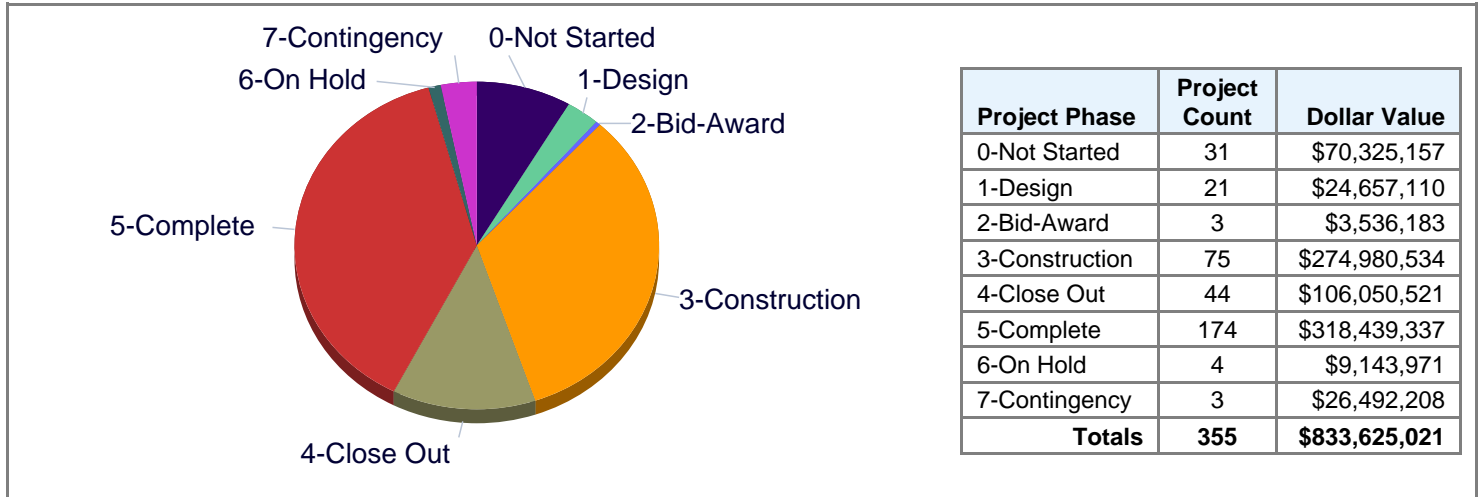


2018 Capital Improvement Program

Program Dollar Value by Phase



Program Narrative

The 2018 Capital Improvement Program includes the 5B bond voted on and passed in November of 2018.

91.3% of defined bond projects have been initiated as of May 2023.

Occupancy Deadlines At-Risk

| Priority | Facility Name | Project ID | Project name | Finish Date | |
|----------|---------------|------------|--------------|-------------|----------|
| | | | | Target | Forecast |

Program Contingency and Remaining Funds

| Program Contingency (Unallocated) | Forecast Remaining Funds in Projects | Net Remaining Program Funds |
|-----------------------------------|--------------------------------------|-----------------------------|
| \$26,492,208 | \$613,590 | \$27,105,798 |

2018 Capital Improvement Program - Project Detail

| Fiscal Plan Year: 2025 | | Work Progress | | Budget Summary | | | |
|-------------------------|-------------|---------------|--------------------|--------------------|--------------------|------------|-------|
| Project Description | Phase | % | Original | Current | Variance | Haz-Mat | Notes |
| Evergreen HS FF&E | Not Started | 0% | \$1,260,000 | \$1,260,000 | \$0 | \$0 | |
| Falcon Bluffs MS FF&E | Not Started | 0% | \$136,500 | \$136,500 | \$0 | \$0 | |
| Long View HS FF&E | Not Started | 0% | \$136,500 | \$136,500 | \$0 | \$0 | |
| Normandy ES FF&E | Not Started | 0% | \$393,750 | \$393,750 | \$0 | \$0 | |
| Secrest ES FF&E | Not Started | 0% | \$357,000 | \$357,000 | \$0 | \$0 | |
| Van Arsdale ES FF&E | Not Started | 0% | \$444,150 | \$444,150 | \$0 | \$0 | |
| Warder ES FF&E | Not Started | 0% | \$400,973 | \$400,973 | \$0 | \$0 | |
| West Woods ES FF&E | Not Started | 0% | \$39,375 | \$39,375 | \$0 | \$0 | |
| Glennon Heights ES FF&E | Cancelled | 0% | \$294,000 | \$0 | (\$294,000) | \$0 | R |
| 2025 Subtotals: | | | \$3,462,248 | \$3,168,248 | (\$294,000) | \$0 | |

| Fiscal Plan Year: 2024 | | Work Progress | | Budget Summary | | | |
|---|--------------|---------------|---------------------|---------------------|-----------------------|------------|-------|
| Project Description | Phase | % | Original | Current | Variance | Haz-Mat | Notes |
| Bergen Valley ES FF&E | Not Started | 0% | \$78,750 | \$78,750 | \$0 | \$0 | |
| Bradford K-8 North Efficiency & Future Ready | Not Started | 0% | \$224,003 | \$224,003 | \$0 | \$0 | |
| Bradford K-8 South Efficiency & Future Ready | Not Started | 0% | \$163,904 | \$163,904 | \$0 | \$0 | |
| Chatfield HS FF&E | Not Started | 0% | \$37,500 | \$37,500 | \$0 | \$0 | |
| Drake MS FF&E | Not Started | 0% | \$126,000 | \$126,000 | \$0 | \$0 | |
| Edgewater ES FF&E | Not Started | 0% | \$504,000 | \$504,000 | \$0 | \$0 | |
| Fairmount ES Efficiency & Future Ready | Not Started | 0% | \$1,366,995 | \$1,366,995 | \$0 | \$0 | |
| Free Horizon Montessori (fmrly Pleasant View ES) Efficiency & | Not Started | 0% | \$174,682 | \$174,682 | \$0 | \$0 | |
| Leawood ES Efficiency & Future Ready | Not Started | 0% | \$769,639 | \$769,639 | \$0 | \$0 | |
| Leyden Rock New School | Not Started | 0% | \$29,400,000 | \$29,400,000 | \$0 | \$0 | |
| Mandalay MS FF&E | Not Started | 0% | \$725,550 | \$725,550 | \$0 | \$0 | |
| McLain Community HS Efficiency & Future Ready | Not Started | 0% | \$737,211 | \$737,211 | \$0 | \$0 | |
| Moore MS FF&E | Not Started | 0% | \$710,850 | \$710,850 | \$0 | \$0 | |
| Normandy ES Efficiency & Future Ready | Not Started | 0% | \$796,345 | \$796,345 | \$0 | \$0 | |
| Pennington ES FF&E | Not Started | 0% | \$68,250 | \$68,250 | \$0 | \$0 | |
| Rooney Ranch ES Efficiency & Future Ready | Not Started | 0% | \$118,680 | \$118,680 | \$0 | \$0 | |
| South Lakewood ES FF&E | Not Started | 0% | \$89,250 | \$89,250 | \$0 | \$0 | |
| Stevens ES FF&E | Not Started | 0% | \$79,800 | \$79,800 | \$0 | \$0 | |
| Swanson ES FF&E | Not Started | 0% | \$498,750 | \$498,750 | \$0 | \$0 | |
| Ute Meadows ES FF&E | Not Started | 0% | \$52,500 | \$52,500 | \$0 | \$0 | |
| West Lakewood School New School | Not Started | 0% | \$29,400,000 | \$29,400,000 | \$0 | \$0 | |
| Westgate ES FF&E | Not Started | 0% | \$509,250 | \$509,250 | \$0 | \$0 | |
| Westridge ES FF&E | Not Started | 0% | \$525,000 | \$525,000 | \$0 | \$0 | |
| Meiklejohn ES Efficiency & Future Ready | Design | 0% | \$200,300 | \$200,300 | \$0 | \$0 | |
| West Woods ES Efficiency & Future Ready | Design | 0% | \$1,896,098 | \$1,896,098 | \$0 | \$0 | |
| F DW Security Glass 2024 12-ES 2-MS 3-HS 6-Other | Bid-Award | 0% | \$0 | \$229,500 | \$229,500 | \$0 | |
| F DW Fire Alarm Upgrades 2-HS | Construction | 0% | \$0 | \$1,286,146 | \$1,286,146 | \$0 | SC |
| Anderson Preschool Efficiency & Future Ready | Cancelled | 0% | \$117,794 | \$0 | (\$117,794) | \$0 | |
| Bergen Meadow ES Efficiency & Future Ready | Cancelled | 0% | \$5,410,742 | \$0 | (\$5,410,742) | \$0 | R |
| Bergen Meadow ES FF&E | Cancelled | 0% | \$3,463 | \$0 | (\$3,463) | \$0 | R |
| Edgewater ES Addition | Cancelled | 0% | \$4,200,000 | \$0 | (\$4,200,000) | \$0 | |
| Irwin Preschool Efficiency & Future Ready | Cancelled | 0% | \$52,535 | \$0 | (\$52,535) | \$0 | |
| Litz Preschool Efficiency & Future Ready | Cancelled | 0% | \$77,479 | \$0 | (\$77,479) | \$0 | |
| Molholm ES Addition | Cancelled | 0% | \$3,675,000 | \$0 | (\$3,675,000) | \$0 | R |
| Mount Evans OELS FF&E | Cancelled | 0% | \$0 | \$0 | \$0 | \$0 | |
| Oberon MS Addition | Cancelled | 0% | \$3,700,000 | \$0 | (\$3,700,000) | \$0 | |
| 2024 Subtotals: | | | \$86,490,320 | \$70,768,953 | (\$15,721,368) | \$0 | |

JEFFCO PUBLIC SCHOOLS
Construction Management
Status of Projects by Program



| Fiscal Plan Year: 2023 | Work Progress | | Budget Summary | | | | |
|---|---------------------|-------|----------------|-------------|-------------|----------|---------|
| | Project Description | Phase | % | Original | Current | Variance | Haz-Mat |
| Bergen Valley ES Addition | Design | 6% | \$0 | \$5,700,000 | \$5,700,000 | \$0 | R |
| Charter New America School General Upgrades | Design | 34% | \$0 | \$643,444 | \$643,444 | \$0 | PI |
| Connections Learning Center Efficiency & Future Ready | Design | 9% | \$239,900 | \$239,900 | \$0 | \$0 | |
| Evergreen HS Site & Utilities Upgrades | Design | 0% | \$281,129 | \$281,129 | \$0 | \$0 | |
| F DW Athletic Field Lighting 16-HS | Design | 78% | \$0 | \$222,623 | \$222,623 | \$0 | |
| F DW CO Detection Upgrades 6-ES 1-HS | Design | 8% | \$0 | \$573,494 | \$573,494 | \$0 | SC |
| F DW FF&E Allocation | Design | 40% | \$0 | \$90,900 | \$90,900 | \$0 | |
| F DW Modular Bldg Removal 2023 | Design | 0% | \$0 | \$200,000 | \$200,000 | \$0 | |
| F DW Receiving School Upgrades 11-ES | Design | 7% | \$0 | \$5,710,785 | \$5,710,785 | \$0 | R |
| Little ES FF&E | Design | 1% | \$361,200 | \$173,250 | (\$187,950) | \$0 | R |
| Lukas ES Receiving School Upgrades | Design | 7% | \$0 | \$1,145,075 | \$1,145,075 | \$0 | R |
| NATC Joyce Replacement | Design | 97% | \$0 | \$168,043 | \$168,043 | \$0 | |
| Oberon MS FF&E | Design | 0% | \$500,000 | \$500,000 | \$0 | \$0 | |
| Red Rocks ES FF&E | Design | 32% | \$231,000 | \$411,000 | \$180,000 | \$0 | |
| Rose Stein ES Efficiency & Future Ready | Design | 20% | \$161,200 | \$2,123,794 | \$1,962,594 | \$0 | R |
| Stober ES Addition FF&E | Design | 0% | \$0 | \$136,500 | \$136,500 | \$0 | R |
| Weber ES FF&E | Design | 0% | \$0 | \$155,700 | \$155,700 | \$0 | R |
| Wheat Ridge HS FF&E | Design | 0% | \$0 | \$339,000 | \$339,000 | \$0 | |
| Alameda HS Kitchen Renovation | Bid-Award | 35% | \$0 | \$130,277 | \$130,277 | \$0 | |
| Weber ES Efficiency & Future Ready | Bid-Award | 4% | \$584,296 | \$3,176,406 | \$2,592,110 | \$0 | R |
| Anderson ECE Center FF&E | Construction | 0% | \$0 | \$148,350 | \$148,350 | \$0 | R |
| Bear Creek K-8 Efficiency & Future Ready | Construction | 10% | \$418,216 | \$646,816 | \$228,600 | \$0 | |
| Campbell ECE Center FF&E | Construction | 0% | \$341,250 | \$626,250 | \$285,000 | \$0 | R |
| Campbell ES Efficiency & Future Ready | Construction | 7% | \$419,655 | \$2,611,495 | \$2,191,840 | \$0 | R |
| DW Mechanical 2023 1-ES 2-Other | Construction | 14% | \$2,224,981 | \$2,939,849 | \$714,868 | \$0 | SC |
| Deer Creek MS Efficiency & Future Ready | Construction | 9% | \$423,075 | \$669,460 | \$246,385 | \$0 | |
| Drake MS Efficiency & Future Ready | Construction | 13% | \$841,473 | \$841,473 | \$0 | \$0 | |
| Dunstan MS Efficiency & Future Ready | Construction | 10% | \$543,922 | \$1,053,867 | \$509,945 | \$0 | MC |
| Edgewater ES Efficiency & Future Ready | Construction | 11% | \$447,984 | \$803,739 | \$355,755 | \$0 | |
| F DW Mechanical 2023 1-ES | Construction | 15% | \$0 | \$1,363,121 | \$1,363,121 | \$0 | MC |
| F DW Network Upgrades 2023 | Construction | 56% | \$5,000,000 | \$5,000,000 | \$0 | \$0 | |
| Falcon Bluffs MS Efficiency & Future Ready | Construction | 13% | \$1,034,312 | \$1,198,812 | \$164,500 | \$0 | |
| Fremont ES Receiving School Upgrades | Construction | 10% | \$0 | \$393,741 | \$393,741 | \$0 | R |
| Governor's Ranch ES Efficiency & Future Ready | Construction | 10% | \$591,967 | \$726,940 | \$134,973 | \$0 | |
| H DW Playgrounds 2023 2-ES | Construction | 47% | \$94,664 | \$265,664 | \$171,000 | \$0 | |
| Ken Caryl MS Efficiency & Future Ready | Construction | 9% | \$1,481,690 | \$2,028,280 | \$546,590 | \$0 | MC |
| Kendallvue ES Efficiency & Future Ready | Construction | 11% | \$1,456,006 | \$1,753,341 | \$297,335 | \$0 | R |
| Lasley ES Receiving School Upgrades | Construction | 8% | \$0 | \$3,076,079 | \$3,076,079 | \$0 | R |
| Little ES Efficiency & Future Ready | Construction | 10% | \$495,396 | \$888,403 | \$393,007 | \$0 | |
| Mount Carbon ES Efficiency & Future Ready | Construction | 10% | \$407,158 | \$633,614 | \$226,456 | \$0 | |
| Oberon MS Efficiency & Future Ready | Construction | 11% | \$3,656,042 | \$4,255,644 | \$599,603 | \$0 | MC |
| Pennington ES Efficiency & Future Ready | Construction | 11% | \$563,546 | \$929,188 | \$365,642 | \$0 | |
| Prospect Valley ES Addition | Construction | 60% | \$0 | \$7,850,147 | \$7,850,147 | \$0 | R, DB |
| Prospect Valley ES Addition FF&E | Construction | 0% | \$0 | \$222,500 | \$222,500 | \$0 | R |
| Sierra ES Efficiency & Future Ready | Construction | 8% | \$670,442 | \$1,114,653 | \$444,211 | \$0 | R |
| Sobesky Academy Efficiency & Future Ready | Construction | 8% | \$514,568 | \$714,568 | \$200,000 | \$0 | |
| South Lakewood ES Efficiency & Future Ready | Construction | 12% | \$437,988 | \$583,444 | \$145,456 | \$0 | |
| Stober ES Addition & Kitchen Upgrades | Construction | 15% | \$0 | \$6,456,034 | \$6,456,034 | \$0 | R |
| Stony Creek ES FF&E | Construction | 0% | \$420,000 | \$355,219 | (\$64,781) | \$0 | |
| Summit Ridge MS Efficiency & Future Ready | Construction | 9% | \$1,333,476 | \$1,454,874 | \$121,397 | \$0 | |
| Swanson ES Efficiency & Future Ready | Construction | 7% | \$2,147,580 | \$2,695,519 | \$547,939 | \$0 | MC |
| Van Arsdale ES Efficiency & Future Ready | Construction | 7% | \$977,492 | \$1,311,179 | \$333,686 | \$0 | |

| Fiscal Plan Year: 2023 | Work Progress | | Budget Summary | | | | |
|---|---------------|------|---------------------|---------------------|---------------------|------------|-------|
| Project Description | Phase | % | Original | Current | Variance | Haz-Mat | Notes |
| Glennon Heights ES Efficiency & Future Ready | Complete | 100% | \$1,053,403 | \$44,370 | (\$1,009,033) | \$0 | R |
| Molholm ES Efficiency & Future Ready | Complete | 100% | \$2,620,273 | \$126,881 | (\$2,493,392) | \$0 | R |
| Parr ES Efficiency & Future Ready | Complete | 100% | \$288,500 | \$2,264 | (\$286,236) | \$0 | R |
| Peiffer ES Efficiency & Future Ready | Complete | 100% | \$530,436 | \$8,533 | (\$521,903) | \$0 | R |
| Thomson ES FF&E | Complete | 100% | \$84,000 | \$17,008 | (\$66,992) | \$0 | R |
| Charter Great Work Montessori General Upgrades | On Hold | 0% | \$3,090,152 | \$3,730,804 | \$640,652 | \$0 | PI |
| Coal Creek Canyon K-8 Efficiency & Future Ready | On Hold | 15% | \$1,089,185 | \$1,026,003 | (\$63,182) | \$0 | |
| Moore MS Efficiency & Future Ready | On Hold | 13% | \$1,246,643 | \$1,183,643 | (\$63,000) | \$0 | |
| Warren Tech Central Efficiency & Future Ready | On Hold | 11% | \$3,203,520 | \$3,203,520 | \$0 | \$0 | |
| 20th and Hoyt - NOT ON LIST Efficiency & Future Ready | Cancelled | 0% | \$0 | \$0 | \$0 | \$0 | |
| Coal Creek Canyon K-8 FF&E | Cancelled | 0% | \$0 | \$0 | \$0 | \$0 | |
| Molholm ES FF&E | Cancelled | 0% | \$68,250 | \$0 | (\$68,250) | \$0 | R |
| Peiffer ES FF&E | Cancelled | 0% | \$651,000 | \$0 | (\$651,000) | \$0 | R |
| 2023 Subtotals: | | | \$43,226,971 | \$87,076,611 | \$43,849,640 | \$0 | |

| Fiscal Plan Year: 2022 | Work Progress | | Budget Summary | | | | |
|--|---------------|------|----------------|--------------|--------------|-----------|------------|
| Project Description | Phase | % | Original | Current | Variance | Haz-Mat | Notes |
| Charter Doral Academy New Site & School | Design | 89% | \$3,090,152 | \$3,746,074 | \$655,922 | \$0 | PI |
| Arvada West HS Efficiency & Future Ready | Construction | 98% | \$1,038,715 | \$1,637,461 | \$598,745 | \$0 | BC |
| Bear Creek High HS Efficiency & Future Ready | Construction | 98% | \$1,138,341 | \$1,310,405 | \$172,064 | \$0 | |
| Blue Heron ES Efficiency & Future Ready | Construction | 28% | \$489,889 | \$753,924 | \$264,035 | \$0 | |
| Creighton MS Efficiency & Future Ready | Construction | 96% | \$876,001 | \$1,280,512 | \$404,511 | \$0 | |
| Emory ES Efficiency & Future Ready | Construction | 85% | \$2,261,031 | \$2,254,877 | (\$6,153) | \$0 | |
| G DW LED Lighting 2022 8-ES 4-MS 2-HS 3-Other | Construction | 67% | \$2,725,479 | \$3,155,615 | \$430,137 | \$0 | |
| G DW Mechanical 2022 3-ES | Construction | 98% | \$4,597,740 | \$4,597,740 | \$0 | \$0 | |
| G DW Network Upgrades 2022 75-ES 13-MS 12-HS 18-Other | Construction | 100% | \$0 | \$14,162,068 | \$14,162,068 | \$0 | DB |
| Golden HS Efficiency & Future Ready | Construction | 62% | \$535,812 | \$536,819 | \$1,007 | \$0 | |
| Lakewood HS Efficiency & Future Ready | Construction | 95% | \$2,046,141 | \$2,173,117 | \$126,976 | \$0 | |
| Mandalay MS Efficiency & Future Ready | Construction | 19% | \$771,454 | \$894,692 | \$123,238 | \$0 | |
| Mortenson ES Efficiency & Future Ready | Construction | 36% | \$538,997 | \$1,131,722 | \$592,725 | \$0 | AC |
| Mt Evans OELS Efficiency & Future Ready | Construction | 93% | \$3,210,190 | \$5,611,048 | \$2,400,858 | \$0 | MC, UC, SC |
| North Arvada MS Efficiency & Future Ready | Construction | 93% | \$2,392,923 | \$2,793,270 | \$400,347 | \$0 | |
| Peck ES Efficiency & Future Ready | Construction | 93% | \$276,140 | \$415,456 | \$139,316 | \$0 | |
| Powderhorn ES FF&E | Construction | 44% | \$0 | \$733,964 | \$733,964 | \$0 | FFE |
| Prospect Valley ES FF&E | Construction | 95% | \$401,409 | \$684,250 | \$282,841 | \$0 | |
| Ralston Valley HS FF&E | Construction | 50% | \$0 | \$406,875 | \$406,875 | \$0 | |
| Red Rocks ES Efficiency & Future Ready | Construction | 98% | \$1,260,562 | \$1,157,353 | (\$103,209) | \$29,940 | |
| Secrest ES Efficiency & Future Ready | Construction | 83% | \$407,894 | \$623,520 | \$215,625 | \$5,785 | |
| Shaffer ES Efficiency & Future Ready | Construction | 24% | \$434,372 | \$957,880 | \$523,508 | \$0 | AC |
| Slater ES Efficiency & Future Ready | Construction | 96% | \$1,325,059 | \$1,551,768 | \$226,709 | \$0 | |
| Standley Lake HS FF&E | Construction | 88% | \$1,377,600 | \$1,399,897 | \$22,297 | \$0 | |
| Ute Meadows ES Efficiency & Future Ready | Construction | 27% | \$794,084 | \$794,084 | \$0 | \$0 | |
| Westgate ES Efficiency & Future Ready | Construction | 99% | \$1,094,042 | \$1,752,529 | \$658,487 | \$27,610 | MC, SC |
| Wheat Ridge HS Efficiency & Future Ready | Construction | 18% | \$13,848,732 | \$14,498,861 | \$650,129 | \$0 | MC, SC |
| Wilmore Davis ES Efficiency & Future Ready | Construction | 100% | \$1,100,225 | \$1,505,883 | \$405,658 | \$0 | MC, SC |
| Windy Peak OELS Efficiency & Future Ready | Construction | 93% | \$3,340,982 | \$3,397,692 | \$56,710 | \$0 | |
| Bergen Valley ES Efficiency & Future Ready | Close Out | 100% | \$277,506 | \$633,607 | \$356,101 | \$0 | |
| Charter Rocky Mtn Academy Evergreen General Upgrades | Close Out | 100% | \$0 | \$640,289 | \$640,289 | \$0 | PI |
| Charter Woodrow Wilson Academy General Upgrades | Close Out | 100% | \$0 | \$642,138 | \$642,138 | \$0 | PI |
| Elk Creek ES Efficiency & Future Ready | Close Out | 100% | \$590,686 | \$693,978 | \$103,292 | \$0 | |
| G DW Elevator Upgrades 2022 1-ES 1-MS 1-HS | Close Out | 91% | \$0 | \$334,942 | \$334,942 | \$0 | |
| G DW Flooring 2022-1 4-ES 3-MS | Close Out | 100% | \$1,720,830 | \$1,943,614 | \$222,784 | \$255,158 | |

| Fiscal Plan Year: 2022 | Work Progress | | Budget Summary | | | | |
|--|---------------|------|---------------------|----------------------|---------------------|--------------------|-------|
| Project Description | Phase | % | Original | Current | Variance | Haz-Mat | Notes |
| G DW Modular Bldg Removal 2022 7-ES 1-Other | Close Out | 100% | \$0 | \$476,809 | \$476,809 | \$0 | |
| G DW Paving 2022 5-ES 1-MS | Close Out | 100% | \$1,135,050 | \$1,131,624 | (\$3,426) | \$0 | |
| G DW Playground 2022-I 4-ES | Close Out | 100% | \$564,500 | \$953,493 | \$388,993 | \$0 | |
| G DW Roofing 2022 4-ES 1-MS | Close Out | 100% | \$2,850,746 | \$2,804,350 | (\$46,395) | \$30,340 | |
| Green Mountain ES Efficiency & Future Ready | Close Out | 100% | \$634,629 | \$1,136,291 | \$501,662 | \$38,963 | SC |
| Jeffco Open School FF&E | Close Out | 100% | \$9,660 | \$81,531 | \$71,871 | \$0 | |
| Long View HS Efficiency & Future Ready | Close Out | 100% | \$240,710 | \$366,772 | \$126,061 | \$16,618 | |
| Marshdale ES FF&E | Close Out | 100% | \$1,000,000 | \$514,994 | (\$485,006) | \$0 | |
| Shelton ES Efficiency & Future Ready | Close Out | 100% | \$1,309,323 | \$1,290,307 | (\$19,016) | \$0 | |
| Stevens ES Efficiency & Future Ready | Close Out | 100% | \$624,688 | \$716,179 | \$91,491 | \$0 | |
| Stony Creek ES Efficiency & Future Ready | Close Out | 99% | \$736,204 | \$725,010 | (\$11,194) | \$0 | |
| Swanson ES Playground Upgrades | Close Out | 100% | \$175,000 | \$178,679 | \$3,679 | \$0 | |
| Thomson ES Efficiency & Future Ready | Close Out | 100% | \$664,090 | \$981,796 | \$317,706 | \$97,380 | |
| Warder ES Efficiency & Future Ready | Close Out | 98% | \$512,728 | \$1,280,599 | \$767,871 | \$22,899 | MC,SC |
| Warren Tech North Efficiency & Future Ready | Close Out | 98% | \$425,202 | \$1,138,516 | \$713,314 | \$19,784 | MC,EC |
| Weber ES Walk-In Freezer | Close Out | 100% | \$63,000 | \$40,382 | (\$22,618) | \$0 | |
| West Jeff ES Efficiency & Future Ready | Close Out | 100% | \$178,130 | \$379,191 | \$201,060 | \$0 | |
| Carmody MS Eff & Future Rdy 2nd Floor | Complete | 100% | \$0 | \$101,679 | \$101,679 | \$0 | |
| Colorow ES Efficiency & Future Ready | Complete | 100% | \$1,813,115 | \$280,270 | (\$1,532,845) | \$0 | R |
| D'Evelyn Jr/Sr FF&E | Complete | 100% | \$0 | \$122,236 | \$122,236 | \$0 | |
| Elk Creek ES FF&E | Complete | 100% | \$0 | \$295,733 | \$295,733 | \$0 | |
| Evergreen MS FF&E | Complete | 100% | \$114,000 | \$123,298 | \$9,298 | \$0 | |
| Fairmount Mechanical & LED Upgrades | Complete | 100% | \$176,070 | \$150,977 | (\$25,093) | \$0 | |
| G DW Flooring 2022-II 7-ES | Complete | 100% | \$1,460,855 | \$1,519,780 | \$58,925 | \$545,782 | |
| G DW Playground 2022-II 2-ES | Complete | 100% | \$147,000 | \$346,132 | \$199,132 | \$0 | |
| G DW Security Glass 2022 7-ES 1-MS 1-HS 1-Other | Complete | 100% | \$72,000 | \$42,356 | (\$29,644) | \$0 | |
| Mitchell ES Efficiency & Future Ready | Complete | 100% | \$558,434 | \$866,519 | \$308,086 | \$0 | |
| North Arvada MS FF&E | Complete | 100% | \$735,000 | \$229,396 | (\$505,604) | \$0 | |
| Peck ES FF&E | Complete | 100% | \$483,000 | \$159,634 | (\$323,366) | \$0 | R |
| Vanderhoof ES FF&E | Complete | 100% | \$0 | \$48,033 | \$48,033 | \$0 | |
| Wilmore-Davis ES FF&E | Complete | 100% | \$218,850 | \$136,870 | (\$81,980) | \$0 | R |
| West Jefferson MS FF&E Phase II (cancelled) | Cancelled | 0% | \$0 | \$0 | \$0 | \$0 | |
| 2022 Subtotals: | | | \$70,864,972 | \$100,517,619 | \$28,562,388 | \$1,090,259 | |

| Fiscal Plan Year: 2021 | Work Progress | | Budget Summary | | | | |
|--|---------------|------|----------------|--------------|---------------|-----------|--------|
| Project Description | Phase | % | Original | Current | Variance | Haz-Mat | Notes |
| D'Evelyn Jr-Sr HS Addition | Construction | 100% | \$870,082 | \$6,368,989 | \$5,498,907 | \$0 | SC, DB |
| Evergreen MS Renovation & Upgrades | Construction | 100% | \$7,606,755 | \$7,289,624 | (\$317,131) | \$201,784 | |
| Jeffco Open School Efficiency & Future Ready | Construction | 100% | \$9,700,287 | \$12,127,806 | \$2,427,519 | \$187,125 | MC |
| Marshdale ES Replace School | Construction | 96% | \$20,000,000 | \$18,895,767 | (\$1,104,233) | \$103,965 | UC, EC |
| Powderhorn ES Addition & General Upgrades | Construction | 99% | \$5,876,860 | \$6,187,292 | \$310,432 | \$15,600 | |
| Prospect Valley ES Replace School | Construction | 91% | \$20,000,000 | \$22,388,046 | \$2,388,046 | \$0 | MC, UC |
| Ralston Valley HS Addition & General Upgrades | Construction | 92% | \$7,625,513 | \$8,442,001 | \$816,488 | \$0 | MC |
| Standley Lake HS Addition & General Upgrades | Construction | 100% | \$8,033,020 | \$8,033,020 | \$0 | \$0 | |
| Alameda Int'l Jr-Sr HS FF&E | Close Out | 100% | \$378,000 | \$911,087 | \$533,087 | \$0 | FFE |
| Carmody MS Efficiency & Future Ready | Close Out | 100% | \$1,589,108 | \$1,863,863 | \$274,754 | \$23,327 | |
| Charter Compass Montessori Golden General Upgrades | Close Out | 100% | \$0 | \$640,767 | \$640,767 | \$0 | PI |
| Charter Two Roads Arvada General Upgrades | Close Out | 100% | \$0 | \$641,563 | \$641,563 | \$0 | PI |
| Evergreen HS Renovation & General Upgrades | Close Out | 100% | \$9,855,564 | \$9,895,380 | \$39,817 | \$565,824 | |
| Everitt MS Efficiency & Future Ready | Close Out | 100% | \$3,000,921 | \$2,891,753 | (\$109,168) | \$91,559 | |

JEFFCO PUBLIC SCHOOLS
Construction Management
Status of Projects by Program



| Fiscal Plan Year: 2021 | Work Progress | | Budget Summary | | | | |
|---|---------------------|-------|----------------|--------------|-------------|----------|---------|
| | Project Description | Phase | % | Original | Current | Variance | Haz-Mat |
| G DW Field Improvements 2021 1-ES 4-HS | Close Out | 100% | \$2,887,500 | \$11,413,627 | \$8,526,127 | \$0 | SC |
| G DW LED Lighting 2021 11-ES | Close Out | 100% | \$1,835,700 | \$1,568,051 | (\$267,649) | \$2,440 | |
| G DW Mechanical 2021 5-ES | Close Out | 100% | \$2,924,250 | \$4,128,147 | \$1,203,897 | \$81,480 | SC |
| G DW Paving 2021 3-ES 1-MS | Close Out | 100% | \$682,500 | \$603,614 | (\$78,886) | \$0 | |
| Kyffin ES Efficiency & Future Ready | Close Out | 100% | \$4,144,305 | \$3,760,616 | (\$383,689) | \$84,114 | |
| Stott ES Efficiency & Future Ready | Close Out | 100% | \$826,580 | \$878,236 | \$51,656 | \$87,872 | |
| Wayne Carle MS FF&E | Close Out | 100% | \$182,000 | \$152,624 | (\$29,376) | \$0 | |
| Allendale ES Efficiency & Future Ready | Complete | 100% | \$752,628 | \$60,252 | (\$692,376) | \$0 | |
| Allendale ES FF&E | Complete | 100% | \$365,872 | \$71,409 | (\$294,464) | \$0 | |
| Bell MS FF&E | Complete | 100% | \$225,000 | \$787,916 | \$562,916 | \$0 | FFE |
| CTE South FF&E | Complete | 100% | \$500,000 | \$199,432 | (\$300,568) | \$0 | |
| Carmody MS FF&E | Complete | 100% | \$94,500 | \$400,363 | \$305,863 | \$0 | |
| Chatfield HS Efficiency & Future Ready | Complete | 100% | \$2,736,353 | \$3,053,667 | \$317,314 | \$0 | |
| Columbine HS FF&E | Complete | 100% | \$1,470,000 | \$1,308,175 | (\$161,825) | \$0 | |
| Dakota Ridge HS Efficiency & Future Ready | Complete | 100% | \$3,162,502 | \$3,179,475 | \$16,973 | \$0 | |
| Deane ES Efficiency & Future Ready | Complete | 100% | \$847,878 | \$609,560 | (\$238,318) | \$12,521 | |
| Dennison ES Efficiency & Future Ready | Complete | 100% | \$966,488 | \$1,053,290 | \$86,802 | \$87,945 | |
| Dennison ES FF&E | Complete | 100% | \$42,840 | \$520,475 | \$477,635 | \$0 | FFE |
| Devinny ES Efficiency & Future Ready | Complete | 100% | \$745,596 | \$954,282 | \$208,686 | \$15,009 | |
| Devinny ES FF&E | Complete | 100% | \$105,000 | \$344,658 | \$239,658 | \$0 | |
| Everitt MS FF&E | Complete | 100% | \$297,500 | \$271,898 | (\$25,602) | \$0 | |
| Fitzmorris ES Efficiency & Future Ready | Complete | 100% | \$1,059,436 | \$990,847 | (\$68,589) | \$20,910 | |
| Fitzmorris ES FF&E | Complete | 100% | \$110,250 | \$295,485 | \$185,235 | \$0 | |
| Foster ES FF&E | Complete | 100% | \$498,750 | \$303,351 | (\$195,399) | \$0 | |
| G DW Flooring 2021 6-ES | Complete | 100% | \$1,306,266 | \$1,666,209 | \$359,943 | \$0 | |
| G DW Modular Bldg Removal 2021 5-ES | Complete | 100% | \$0 | \$201,014 | \$201,014 | \$0 | |
| G DW Playgrounds 2021 9-ES | Complete | 100% | \$692,475 | \$1,993,267 | \$1,300,792 | \$0 | MC,SC |
| G DW Roofing 2021 5-ES | Complete | 100% | \$1,887,929 | \$1,659,341 | (\$228,588) | \$0 | |
| G DW Security Glass 2021 6-ES 5-MS 1-HS | Complete | 100% | \$96,000 | \$50,086 | (\$45,914) | \$0 | |
| Golden HS Doors Replacement | Complete | 100% | \$263,486 | \$257,443 | (\$6,043) | \$0 | |
| Green Mountain ES FF&E | Complete | 100% | \$38,663 | \$134,641 | \$95,978 | \$0 | |
| H DW Elevator Upgrades 2021 6-ES 7-MS 8-HS 4-Other | Complete | 100% | \$0 | \$308,220 | \$308,220 | \$0 | |
| Jefferson Academy Charter Debt Repayment | Complete | 100% | \$0 | \$1,281,894 | \$1,281,894 | \$0 | PI |
| Jefferson Jr-Sr HS FF&E | Complete | 100% | \$0 | \$144,466 | \$144,466 | \$0 | |
| Kullerstrand ES Efficiency & Future Ready | Complete | 100% | \$1,143,045 | \$1,184,548 | \$41,503 | \$97,555 | |
| Kullerstrand ES FF&E | Complete | 100% | \$147,000 | \$245,268 | \$98,268 | \$0 | |
| Kyffin ES FF&E | Complete | 100% | \$341,250 | \$368,699 | \$27,449 | \$0 | |
| Lasley ES Efficiency & Future Ready | Complete | 100% | \$632,859 | \$639,300 | \$6,441 | \$11,149 | MC |
| Lasley ES FF&E | Complete | 100% | \$441,000 | \$140,271 | (\$300,729) | \$0 | |
| Lawrence ES Efficiency & Future Ready | Complete | 100% | \$2,443,566 | \$2,110,024 | (\$333,542) | \$0 | |
| Lumberg ES FF&E | Complete | 100% | \$551,250 | \$516,204 | (\$35,046) | \$0 | |
| Manning School FF&E | Complete | 100% | \$21,105 | \$391,779 | \$370,674 | \$0 | |
| Maple Grove ES Efficiency & Future Ready | Complete | 100% | \$807,121 | \$723,322 | (\$83,799) | \$28,360 | |
| Maple Grove ES FF&E | Complete | 100% | \$194,250 | \$289,580 | \$95,330 | \$0 | |
| Miller Special School Efficiency & Future Ready | Complete | 100% | \$1,616,366 | \$1,663,231 | \$46,865 | \$4,947 | |
| Parmalee ES FF&E | Complete | 100% | \$168,000 | \$172,959 | \$4,959 | \$0 | |
| Patterson Cottages Efficiency & Future Ready | Complete | 100% | \$360,591 | \$258,407 | (\$102,184) | \$28,458 | |
| Patterson International Efficiency & Future Ready | Complete | 100% | \$526,229 | \$595,884 | \$69,655 | \$32,212 | |
| Pomona HS FF&E | Complete | 100% | \$1,050,000 | \$452,957 | (\$597,043) | \$0 | |

| Fiscal Plan Year: 2021 | | Work Progress | | Budget Summary | | | |
|---|-----------|---------------|----------------------|----------------------|---------------------|--------------------|-------|
| Project Description | Phase | % | Original | Current | Variance | Haz-Mat | Notes |
| Ryan ES Efficiency & Future Ready | Complete | 100% | \$1,213,833 | \$1,201,999 | (\$11,834) | \$0 | |
| Ryan ES FF&E | Complete | 100% | \$362,250 | \$334,842 | (\$27,408) | \$0 | |
| Sheridan Green ES Efficiency & Future Ready | Complete | 100% | \$851,758 | \$1,267,442 | \$415,684 | \$0 | |
| Sheridan Green ES FF&E | Complete | 100% | \$473,550 | \$173,067 | (\$300,483) | \$0 | |
| Slater ES Asbestos Abatement | Complete | 100% | \$0 | \$0 | \$0 | \$5,850 | |
| Vanderhoof ES Efficiency & Future Ready | Complete | 100% | \$1,707,668 | \$2,141,485 | \$433,817 | \$134,165 | |
| Westridge ES Efficiency & Future Ready | Complete | 100% | \$418,174 | \$457,776 | \$39,602 | \$0 | |
| Jefferson Acad. Elementary Charter | Cancelled | 0% | \$640,682 | \$0 | (\$640,682) | \$0 | |
| 2021 Subtotals: | | | \$142,395,905 | \$168,436,204 | \$24,116,131 | \$1,924,169 | |

| Fiscal Plan Year: 2020 | | Work Progress | | Budget Summary | | | |
|---|--------------|---------------|--------------|----------------|--------------|-----------|----------|
| Project Description | Phase | % | Original | Current | Variance | Haz-Mat | Notes |
| Charter Montessori Peaks Academy General Upgrades | Construction | 77% | \$3,090,152 | \$3,834,456 | \$744,304 | \$0 | PI |
| Charter Rocky Mountain Deaf School General Upgrades | Construction | 92% | \$3,090,152 | \$3,831,033 | \$740,881 | \$0 | PI |
| Foster ES Addition & General Upgrades | Construction | 100% | \$5,364,815 | \$5,953,372 | \$588,556 | \$203,716 | SC |
| H DW Network Upgrades 75-ES 13-MS 12-HS 18-Other | Construction | 100% | \$7,027,183 | \$7,437,932 | \$410,749 | \$0 | |
| Parmalee ES Addition & General Upgrades | Construction | 93% | \$3,571,423 | \$4,202,871 | \$631,449 | \$40,777 | SC |
| Bell MS Addition & General Upgrades | Close Out | 100% | \$6,877,348 | \$6,948,575 | \$71,227 | \$88,323 | |
| Jefferson HS Addition & General Upgrades | Close Out | 100% | \$12,225,139 | \$12,137,770 | (\$87,369) | \$341,668 | |
| Lumberg ES Addition & General Upgrades | Close Out | 100% | \$7,397,620 | \$7,302,442 | (\$95,178) | \$298,902 | |
| Pomona HS Addition & General Upgrades | Close Out | 99% | \$9,368,604 | \$8,839,615 | (\$528,989) | \$0 | |
| Adams ES Efficiency & Future Ready | Complete | 100% | \$1,053,714 | \$991,491 | (\$62,223) | \$0 | |
| Arvada HS FF&E | Complete | 100% | \$1,417,500 | \$1,063,645 | (\$353,855) | \$0 | |
| Arvada K-8 Efficiency & Future Ready | Complete | 100% | \$2,094,864 | \$1,957,848 | (\$137,015) | \$245,688 | |
| Belmar ES Efficiency & Future + Paving | Complete | 100% | \$690,210 | \$848,999 | \$158,790 | \$85,281 | |
| Belmar School of Integ. Arts FF&E | Complete | 100% | \$78,750 | \$374,494 | \$295,744 | \$0 | |
| Brady Exploration School Efficiency & Future Ready | Complete | 100% | \$1,752,517 | \$1,914,897 | \$162,380 | \$0 | |
| CTE South New Bldg | Complete | 100% | \$10,000,000 | \$10,131,754 | \$131,754 | \$0 | |
| Charter Compass Montessori Wheat Ridge General Upgrades | Complete | 100% | \$3,090,152 | \$2,652,177 | (\$437,974) | \$0 | CC,PI |
| Charter Excel Academy Charter School General Upgrades | Complete | 100% | \$3,090,152 | \$3,831,583 | \$741,431 | \$0 | PI |
| Charter Lincoln Academy Charter School General Upgrades | Complete | 100% | \$3,090,152 | \$3,827,478 | \$737,326 | \$0 | PI |
| Charter New America School New Building (formerly General | Complete | 100% | \$3,090,152 | \$3,146,962 | \$56,810 | \$0 | PI |
| Columbine Hills ES Efficiency & Future Ready | Complete | 100% | \$820,608 | \$1,030,910 | \$210,302 | \$18,306 | |
| Conifer HS Addition & General Upgrades | Complete | 100% | \$7,550,789 | \$10,438,428 | \$2,887,639 | \$0 | MC,UC,OB |
| Conifer HS FF&E | Complete | 100% | \$892,500 | \$928,551 | \$36,051 | \$0 | |
| Coronado ES Efficiency & Future Ready | Complete | 100% | \$2,377,700 | \$2,211,237 | (\$166,463) | \$11,023 | |
| Coronado ES FF&E | Complete | 100% | \$525,000 | \$192,990 | (\$332,010) | \$0 | |
| Dunstan MS Technology Upgrades | Complete | 100% | \$18,000 | \$15,356 | (\$2,644) | \$0 | |
| Dutch Creek ES Efficiency & Future Ready | Complete | 100% | \$1,101,361 | \$1,238,749 | \$137,388 | \$38,240 | |
| Dutch Creek ES FF&E | Complete | 100% | \$472,500 | \$146,847 | (\$325,653) | \$0 | |
| Eiber ES Efficiency & Future Ready | Complete | 100% | \$1,016,502 | \$1,382,154 | \$365,653 | \$128,504 | |
| Eiber ES FF&E | Complete | 100% | \$598,500 | \$248,332 | (\$350,168) | \$0 | |
| Foothills ES Efficiency & Future Ready | Complete | 100% | \$883,658 | \$1,127,680 | \$244,022 | \$51,404 | |
| Foothills ES FF&E | Complete | 100% | \$378,000 | \$137,254 | (\$240,746) | \$0 | |
| Fremont ES Efficiency & Future Ready | Complete | 100% | \$1,038,912 | \$1,087,700 | \$48,788 | \$102,186 | |
| Fremont ES FF&E | Complete | 100% | \$157,500 | \$322,246 | \$164,746 | \$0 | |
| Green Gables ES Efficiency & Future Ready | Complete | 100% | \$1,477,970 | \$1,471,253 | (\$6,717) | \$71,513 | |
| Green Gables ES FF&E | Complete | 100% | \$399,000 | \$95,144 | (\$303,856) | \$0 | |
| Green Mountain HS FF&E | Complete | 100% | \$1,417,500 | \$1,038,636 | (\$378,864) | \$0 | |
| H 581 Conference Place Reopen Phase 2 | Complete | 100% | \$0 | \$506,698 | \$506,698 | \$0 | UC,ED,SC |
| H DW Elevator Upgrades 3-ES 4-MS 3-HS 1-Other | Complete | 100% | \$58,568 | \$370,908 | \$312,340 | \$0 | |
| H DW Field Improvements 11-HS | Complete | 100% | \$8,400,000 | \$19,162,749 | \$10,762,749 | \$172,216 | SC,19M |
| H DW Fire Sprinklers Replacement 3-ES 1-MS 1-Other | Complete | 100% | \$139,253 | \$128,389 | (\$10,863) | \$0 | |

| Fiscal Plan Year: 2020 | Work Progress | | Budget Summary | | | | |
|--|---------------|------|----------------------|----------------------|---------------------|--------------------|----------|
| Project Description | Phase | % | Original | Current | Variance | Haz-Mat | Notes |
| H DW Flooring 2020-I 2-ES 2-Other | Complete | 100% | \$600,430 | \$642,980 | \$42,550 | \$47,252 | |
| H DW Flooring 2020-II 4-ES | Complete | 100% | \$411,604 | \$395,793 | (\$15,811) | \$58,547 | |
| H DW HVAC 2020 2-ES 1-Other | Complete | 100% | \$1,926,540 | \$2,082,151 | \$155,611 | \$35,165 | |
| H DW IT Cameras 2020 24-ES 7-MS 9-HS 16-Other | Complete | 100% | \$878,600 | \$862,398 | (\$16,202) | \$0 | |
| H DW LED Lighting - Interior 17-ES 1-Other | Complete | 100% | \$2,781,920 | \$2,881,698 | \$99,778 | \$31,522 | |
| H DW Modular Bldg Removal 2020 3-ES | Complete | 100% | \$0 | \$445,625 | \$445,625 | \$0 | |
| H DW Paving 2020-I 2-ES 1-MS | Complete | 100% | \$225,750 | \$311,775 | \$86,025 | \$0 | |
| H DW Paving 2020-II 3-ES 1-Other | Complete | 100% | \$509,250 | \$532,621 | \$23,371 | \$0 | |
| H DW Playgrounds 2020 8-ES 2-Other | Complete | 100% | \$1,051,742 | \$1,372,625 | \$320,883 | \$0 | |
| H DW Roofing 2020-I 3-ES 1-Other | Complete | 100% | \$2,182,195 | \$2,390,300 | \$208,105 | \$0 | |
| H DW Roofing 2020-II 4-ES 1-MS 1-HS | Complete | 100% | \$1,398,952 | \$1,032,486 | (\$366,466) | \$0 | |
| H DW Security Glass 2020-I 11-ES 1-Other | Complete | 100% | \$88,000 | \$52,125 | (\$35,875) | \$7,829 | |
| Hackberry Hill ES Efficiency & Future Ready | Complete | 100% | \$708,508 | \$551,787 | (\$156,721) | \$0 | |
| Hutchinson ES Efficiency & Future Ready | Complete | 100% | \$1,849,313 | \$1,770,012 | (\$79,301) | \$89,801 | |
| Hutchinson ES FF&E | Complete | 100% | \$288,750 | \$93,708 | (\$195,042) | \$0 | |
| Ken Caryl MS FACS CR + Bldg Signage | Complete | 100% | \$343,200 | \$374,447 | \$31,247 | \$22,608 | |
| Kendrick Lakes ES FF&E | Complete | 100% | \$658,840 | \$612,175 | (\$46,665) | \$0 | |
| Lukas ES Efficiency & Future Ready | Complete | 100% | \$1,106,650 | \$1,147,495 | \$40,845 | \$0 | |
| Lukas ES FF&E | Complete | 100% | \$151,450 | \$86,577 | (\$64,873) | \$0 | |
| Manning School Addition & General Upgrades | Complete | 100% | \$6,403,971 | \$6,355,245 | (\$48,726) | \$29,972 | |
| Ralston ES Efficiency & Future Ready | Complete | 100% | \$827,236 | \$916,564 | \$89,327 | \$102,488 | |
| Semper ES Efficiency & Future Ready | Complete | 100% | \$1,540,562 | \$1,582,813 | \$42,251 | \$0 | |
| Stober ES Efficiency & Future Ready | Complete | 100% | \$3,492,085 | \$3,413,009 | (\$79,076) | \$142,252 | |
| Stober ES FF&E | Complete | 100% | \$78,750 | \$190,522 | \$111,772 | \$0 | |
| Three Creeks K-8 FF&E | Complete | 100% | \$0 | \$194,960 | \$194,960 | \$0 | |
| Traiblazer Stadium Efficiency & Future Ready | Complete | 100% | \$4,415,250 | \$4,275,888 | (\$139,362) | \$0 | |
| Vivian ES Efficiency & Future Ready | Complete | 100% | \$1,506,673 | \$1,752,143 | \$245,470 | \$116,661 | |
| Wayne Carle MS Addition & General Upgrades | Complete | 100% | \$5,201,180 | \$4,901,563 | (\$299,617) | \$0 | |
| Welchester ES Efficiency & Future Ready | Complete | 100% | \$1,407,615 | \$1,726,787 | \$319,172 | \$60,146 | |
| Welchester ES FF&E | Complete | 100% | \$288,750 | \$80,358 | (\$208,392) | \$0 | |
| West Jefferson MS Efficiency & Future Ready | Complete | 100% | \$1,809,680 | \$1,693,835 | (\$115,845) | \$0 | |
| Westridge ES HVAC | Complete | 100% | \$780,720 | \$1,536,383 | \$755,663 | \$0 | OB,EC,SC |
| Wilmot ES FF&E | Complete | 100% | \$304,500 | \$347,176 | \$42,676 | \$0 | |
| Witt ES Efficiency & Future Ready | Complete | 100% | \$1,737,130 | \$2,006,960 | \$269,830 | \$103,815 | |
| Witt ES FF&E | Complete | 100% | \$220,350 | \$127,368 | (\$92,982) | \$0 | |
| 2020 Subtotals: | | | \$164,360,564 | \$185,997,761 | \$18,891,393 | \$2,745,804 | |

| Fiscal Plan Year: 2019 | Work Progress | | Budget Summary | | | | |
|--|---------------|------|----------------|--------------|--------------|-----------|----------|
| Project Description | Phase | % | Original | Current | Variance | Haz-Mat | Notes |
| Alameda HS Addition & General Upgrades | Construction | 97% | \$19,055,745 | \$30,100,332 | \$11,044,587 | \$0 | UC,SC |
| Alameda Int'l Jr-Sr Asbestos Abatement | Close Out | 82% | \$0 | \$2,531,887 | \$2,531,887 | \$0 | |
| Charter Collegiate Academy of Colorado General Upgrades | Close Out | 97% | \$3,090,152 | \$3,833,183 | \$743,031 | \$0 | PI |
| Charter Mountain Phoenix Community School General Upgrad | Close Out | 100% | \$3,090,152 | \$3,832,235 | \$742,083 | \$0 | PI |
| H DW FF&E Allocation | Close Out | 100% | \$0 | \$43,746 | \$43,746 | \$0 | |
| Adams ES FF&E | Complete | 100% | \$324,450 | \$155,779 | (\$168,671) | \$0 | |
| Arvada HS Addition & General Upgrades | Complete | 100% | \$12,018,096 | \$15,234,824 | \$3,216,728 | \$222,010 | UC,OB,EC |
| Arvada K8 FF&E | Complete | 100% | \$0 | \$709,697 | \$709,697 | \$0 | 19M |

| Fiscal Plan Year: 2019 | Work Progress | | Budget Summary | | | | |
|--|---------------------|-------|----------------------|----------------------|---------------------|--------------------|----------|
| | Project Description | Phase | % | Original | Current | Variance | Haz-Mat |
| Charter Addenbrooke Classical Academy General Upgrades | Complete | 100% | \$3,090,152 | \$3,829,046 | \$738,894 | \$0 | PI |
| Charter-Compass Montessori Golden Debt Repayment | Complete | 100% | \$3,090,152 | \$4,246,502 | \$1,156,350 | \$0 | CC |
| Charter-Jefferson Acad. Secondary Addition | Complete | 100% | \$6,180,304 | \$6,213,940 | \$33,636 | \$0 | CC,PI |
| Charter-Rocky Mtn Acad. Evergreen Debt Repayment | Complete | 100% | \$3,090,152 | \$3,101,864 | \$11,712 | \$0 | PI |
| Charter-Two Roads Arvada Debt Repayment | Complete | 100% | \$3,090,152 | \$3,104,376 | \$14,224 | \$0 | PI |
| Charter-Woodrow Wilson Academy Debt Repayment | Complete | 100% | \$3,090,152 | \$3,101,768 | \$11,616 | \$0 | PI |
| Columbine HS Addition & General Upgrades | Complete | 100% | \$11,482,013 | \$17,847,095 | \$6,365,082 | \$272,854 | UC,SC,OB |
| Creighton MS FF&E | Complete | 100% | \$0 | \$162,251 | \$162,251 | \$0 | |
| Evergreen HS Storm Drain Repair | Complete | 100% | \$0 | \$389,281 | \$389,281 | \$0 | |
| Everitt MS Library Renovation | Complete | 100% | \$545,789 | \$545,789 | \$0 | \$0 | |
| Green Mountain HS Addition & General Upgrades | Complete | 100% | \$11,105,728 | \$12,169,414 | \$1,063,686 | \$70,021 | MC,UC,SC |
| H DW Building Lighting 1-MS | Complete | 100% | \$299,775 | \$946,487 | \$646,712 | \$0 | 19M |
| H DW Curtain Riggings 8-HS | Complete | 100% | \$0 | \$173,922 | \$173,922 | \$0 | |
| H DW Field Improvements 1-MS 7-HS | Complete | 100% | \$12,157,500 | \$20,327,403 | \$8,169,903 | \$0 | SC,19M |
| H DW Fire Alarms 1-ES 1-MS 1-HS 1-Other | Complete | 100% | \$64,877 | \$177,130 | \$112,254 | \$0 | |
| H DW Flooring 12-ES 4-Other | Complete | 100% | \$886,851 | \$1,563,346 | \$676,495 | \$321,861 | 19M |
| H DW Gym Divider Curtains 6-MS 1-Other | Complete | 100% | \$0 | \$336,487 | \$336,487 | \$0 | |
| H DW HVAC 2-MS | Complete | 100% | \$185,913 | \$1,500,354 | \$1,314,441 | \$0 | 19M |
| H DW IT Cameras 51-ES 1-HS 2-Other | Complete | 100% | \$774,304 | \$665,351 | (\$108,953) | \$0 | |
| H DW Irrigation 2-ES 1-MS 2-HS | Complete | 100% | \$0 | \$513,353 | \$513,353 | \$0 | 19M |
| H DW Modular Bldg Removal 8-ES 1-MS 2-Other | Complete | 100% | \$0 | \$408,390 | \$408,390 | \$0 | |
| H DW Paving 6-ES 1-MS 2-Other | Complete | 100% | \$799,050 | \$1,645,759 | \$846,709 | \$0 | 19M |
| H DW Playgrounds 4-ES 4-Other | Complete | 100% | \$873,810 | \$1,566,807 | \$692,997 | \$0 | 19M |
| H DW Roofing 3-ES 1-HS | Complete | 100% | \$2,504,598 | \$4,139,927 | \$1,635,329 | \$0 | SC |
| H DW Security Glass 9-ES | Complete | 100% | \$67,997 | \$43,303 | (\$24,694) | \$6,504 | |
| H DW Site Lighting 4-ES 2-Other | Complete | 100% | \$130,000 | \$807,114 | \$677,114 | \$0 | 19M |
| H North Area Transportation-Joyce Renovation | Complete | 100% | \$349,400 | \$467,466 | \$118,066 | \$0 | |
| H North Area Transportation-Joyce Site Acquisition | Complete | 100% | \$7,000,600 | \$7,000,600 | \$0 | \$0 | |
| Ken Caryl MS FF&E | Complete | 100% | \$0 | \$188,133 | \$188,133 | \$0 | |
| Kendrick Lakes ES Replace School | Complete | 100% | \$22,743,115 | \$20,228,867 | (\$2,514,248) | \$181,141 | MC |
| Pomona HS FF&E | Complete | 100% | \$0 | \$90,910 | \$90,910 | \$0 | |
| Ralston Valley HS Roofing | Complete | 100% | \$0 | \$1,670,244 | \$1,670,244 | \$0 | 19M |
| Summit Ridge MS FF&E | Complete | 100% | \$0 | \$192,838 | \$192,838 | \$0 | |
| Three Creeks K-8 Addition & General Upgrades | Complete | 100% | \$4,931,850 | \$5,664,653 | \$732,803 | \$0 | MC,OB |
| West Jefferson MS FF&E | Complete | 100% | \$395,000 | \$361,376 | (\$33,624) | \$0 | |
| Wilmot ES Addition & General Upgrades | Complete | 100% | \$3,212,843 | \$8,164,168 | \$4,951,325 | \$95,628 | MC,UC,OB |
| 2019 Subtotals: | | | \$139,720,671 | \$191,167,416 | \$50,276,726 | \$1,170,019 | |

Report Reference

Work Progress Columns:

- Phase The current phase of the project life cycle as most recently reported by the project manager
- % An estimate of payable work progress calculated from the latest status and forecast in the project management system

Budget Summary Columns:

- Original The original estimated budget for the project scope
- Current The latest revised budget including all approved changes
- Variance The difference between the Original and Current budget
- Haz-Mat Additional budget approved for hazardous materials mitigation
- Notes Abbreviated variance descriptions for projects with significant budget Variance (see translation table below)

Variance Notes

| Note | Description |
|------|---|
| MC | Market Conditions |
| UC | Unforeseen Conditions |
| SC | Scope Change |
| 19M | 19M Program Scope - Initial project budget did not cover hazardous materials. If hazardous materials were identified it was paid out of program contingency. |
| PI | Premium and Interest Earned by Charter |
| OB | Occupied Building |
| EC | Existing Conditions |
| CC | Budget Shared Between Charter Campuses |
| FFE | Additional Fixtures, Furnishings and Equipment (FF&E) scope identified through a full assessment by the FF&E team. This team was not in place until after the initial bond program development. |
| DB | Directed by the Board of Education |
| AC | Additional soft costs. Construction cost change is under \$500,000 |
| R | Scope changes related to Regional Opportunities for Thriving Schools |

Facility Listings for Multi-Site (DW) Projects

| Fiscal Plan Year: 2024 | |
|---|--|
| Project Description | Project Facilities |
| F DW Security Glass 2024 12-ES 2-MS 3-HS 6-Other | Adams ES, Belmar School of Integrated Arts, Bradford K-8 South, Bradford K-8 North, Devinny ES, Fairmount ES, Lukas ES, Mount Carbon ES, Normandy ES, Ralston ES, Rooney Ranch ES, Semper ES, Deane ES, Three Creeks K-8, West Woods ES, Wilmot ES, Manning School, McLain Community HS, Long View HS, Bell MS, Wayne Carle MS, Arvada West HS, Evergreen HS |
| F DW Fire Alarm Upgrades 2-HS | D'Evelyn Jr-Sr HS, Pomona HS |

| Fiscal Plan Year: 2023 | |
|---|---|
| Project Description | Project Facilities |
| F DW Athletic Field Lighting 16-HS | D'Evelyn Jr-Sr HS, Alameda Int'l Jr-Sr HS, Arvada HS, Arvada West HS, Bear Creek HS, Chatfield HS, Columbine HS, Dakota Ridge HS, Golden HS, Green Mountain HS, Jefferson Jr-Sr HS, Lakewood HS, Pomona HS, Ralston Valley HS, Standley Lake HS, Wheat Ridge HS |
| F DW CO Detection Upgrades 6-ES 1-HS | Blue Heron ES, Columbine Hills ES, Coronado ES, Dutch Creek ES, Leawood ES, Normandy ES, Columbine HS |
| F DW FF&E Allocation | |
| F DW Modular Bldg Removal 2023 | |
| F DW Receiving School Upgrades 11-ES | Adams ES, Foothills ES, Fremont ES, Green Gables ES, Hutchinson ES, Maple Grove ES, Meiklejohn ES, Powderhorn ES, Secrest ES, Semper ES, Vanderhoof ES |
| DW Mechanical 2023 1-ES 2-Other | Bradford K-8 South, West Woods ES, Sobesky Academy |
| F DW Mechanical 2023 1-ES | South Lakewood ES |
| F DW Network Upgrades 2023 | |
| H DW Playgrounds 2023 2-ES | Edgewater ES, Hutchinson ES |

| Fiscal Plan Year: 2022 | |
|--|--|
| Project Description | Project Facilities |
| G DW LED Lighting 2022 8-ES 4-MS 2-HS 3-Other | Bradford K-8 South, Bradford K-8 North, Lawrence ES, Leawood ES, Meiklejohn ES, Normandy ES, Rooney Ranch ES, Ute Meadows ES, Weber ES, West Woods ES, Brady Exploration School, Creighton MS, Deer Creek MS, Mandalay MS, Moore MS, Chatfield HS, Dakota Ridge HS |
| G DW Mechanical 2022 3-ES | Campbell ES, Little ES, Van Arsdale ES |
| G DW Network Upgrades 2022 75-ES 13-MS 12-HS 18-Other | Allendale ES, Adams ES, Arvada K-8, Bear Creek K-8, Blue Heron ES, Belmar School of Integrated Arts, Campbell ES, Bradford K-8 North, Colorow ES, Coal Creek Canyon K-8, Columbine Hills ES, Coronado ES, Devinny ES, Dutch Creek ES, Edgewater ES, Eiber ES, Emory ES, Fairmount ES, Fitzmorris ES, Foothills ES, Foster ES, Fremont ES, Anderson Preschool, Glennon Heights ES, Governor's Ranch ES, Green Gables ES, Green Mountain ES, Hackberry Hill ES, Hutchinson ES, Irwin Preschool, Sheridan Green ES, Kendallvue ES, Kullerstrand ES, Kyffin ES, Lasley ES, Lawrence ES, Leawood ES, Little ES, Lukas ES, Lumberg ES, Maple Grove ES, Meiklejohn ES, Mitchell ES, Molholm ES, Mortenson ES, Mount Carbon ES, Normandy ES, Parr ES, Patterson International School, Pennington ES, Peck ES, Peiffer ES, Powderhorn ES, Red Rocks ES, Rooney Ranch ES, Stott ES, Ryan ES, Secrest ES, Semper ES, Shaffer ES, Shelton ES, Sierra ES, Slater ES, Deane ES, South Lakewood ES, Stober ES, Stevens ES, Swanson ES, Stony Creek ES, Litz Preschool, Thomson ES, Vanderhoof ES, Van Arsdale ES, Ute Meadows ES, Vivian ES, Warder ES, Weber ES, Welchester ES, Westgate ES, Westridge ES, West Woods ES, Wilmore Davis ES, Witt ES, Brady Exploration School, Dennison ES, Manning School, McLain Community HS, Jeffco Open School, Miller Special School, Free Horizon Montessori (Charter), Warren Tech Central, Long View HS, Bell MS, Wayne Carle MS, Carmody MS, Creighton MS, Deer Creek MS, Drake MS, Dunstan MS, Everitt MS, Falcon Bluffs MS, Mandalay MS, Moore MS, Oberon MS, North Arvada MS, Wheat Ridge 5-8, Arvada HS, Bear Creek HS, Chatfield HS, Dakota Ridge HS, Golden HS, Jefferson Jr-Sr HS, Lakewood HS, Pomona HS, Ralston Valley HS, Standley Lake HS, Wheat Ridge HS, Connections Learning Center |
| G DW Elevator Upgrades 2022 1-ES 1-MS 1-HS | Peck ES, Deer Creek MS, Golden HS |
| G DW Flooring 2022-I 4-ES 3-MS | Governor's Ranch ES, Mount Carbon ES, Peiffer ES, Rooney Ranch ES, Deer Creek MS, Falcon Bluffs MS, Summit Ridge MS |
| G DW Modular Bldg Removal 2022 7-ES 1-Other | Glennon Heights ES, Governor's Ranch ES, Lasley ES, Little ES, Molholm ES, South Lakewood ES, Westgate ES, Brady Exploration School |

| Fiscal Plan Year: 2022 | |
|--|--|
| Project Description | Project Facilities |
| G DW Paving 2022 5-ES 1-MS | Campbell ES, Little ES, Peiffer ES, South Lakewood ES, Thomson ES, Falcon Bluffs MS |
| G DW Playground 2022-I 4-ES | Glennon Heights ES, Governor's Ranch ES, Mount Carbon ES, Peiffer ES |
| G DW Roofing 2022 4-ES 1-MS | Campbell ES, Fairmount ES, Pennington ES, South Lakewood ES, Summit Ridge MS |
| G DW Flooring 2022-II 7-ES | Glennon Heights ES, Little ES, Parr ES, Pennington ES, South Lakewood ES, Swanson ES, Van Arsdale ES |
| G DW Playground 2022-II 2-ES | Campbell ES, Fairmount ES |
| G DW Security Glass 2022 7-ES 1-MS 1-HS 1-Other | Bear Creek K-8, Campbell ES, Fairmount ES, Little ES, Parr ES, Pennington ES, South Lakewood ES, Swanson ES, Summit Ridge MS, Arvada West HS |

| Fiscal Plan Year: 2021 | |
|---|---|
| Project Description | Project Facilities |
| G DW Field Improvements 2021 1-ES 4-HS | Lumberg ES, D'Evelyn Jr-Sr HS, Alameda Int'l Jr-Sr HS, Jefferson Jr-Sr HS, Wheat Ridge HS |
| G DW LED Lighting 2021 11-ES | Edgewater ES, Elk Creek ES, Emory ES, Kyffin ES, Red Rocks ES, Shaffer ES, Stevens ES, Stony Creek ES, Thomson ES, Warder ES, West Jefferson ES |
| G DW Mechanical 2021 5-ES | Edgewater ES, Elk Creek ES, Peck ES, Secrest ES, Thomson ES |
| G DW Paving 2021 3-ES 1-MS | Parmalee ES, Red Rocks ES, West Jefferson ES, Ken Caryl MS |
| G DW Flooring 2021 6-ES | Emory ES, Peck ES, Red Rocks ES, Shaffer ES, Thomson ES, Westgate ES |
| G DW Modular Bldg Removal 2021 5-ES | Kendallvue ES, Kullerstrand ES, Lawrence ES, Slater ES, Vivian ES |
| G DW Playgrounds 2021 9-ES | Elk Creek ES, Kyffin ES, Normandy ES, Peck ES, Red Rocks ES, Secrest ES, Shaffer ES, Thomson ES, Warder ES |
| G DW Roofing 2021 5-ES | Emory ES, Fitzmorris ES, Lawrence ES, Stevens ES, Westgate ES |
| G DW Security Glass 2021 6-ES 5-MS 1-HS | Dutch Creek ES, Leawood ES, Meiklejohn ES, Red Rocks ES, Rose Stein International ES, Weber ES, Ken Caryl MS, Creighton MS, Drake MS, Mandalay MS, Moore MS, Conifer HS |
| H DW Elevator Upgrades 2021 6-ES 7-MS 8-HS 4-Other | Bear Creek K-8, Emory ES, Lawrence ES, Meiklejohn ES, Peck ES, Stevens ES, Wilmot ES, Free Horizon Montessori (Charter), Warren Tech North, Warren Tech South, Wayne Carle MS, Carmody MS, Creighton MS, Dunstan MS, Falcon Bluffs MS, Summit Ridge MS, North Arvada MS, Alameda Int'l Jr-Sr HS, Bear Creek HS, Chatfield HS, Golden HS, Jefferson Jr-Sr HS, Lakewood HS, Ralston Valley HS, Wheat Ridge HS |

| Fiscal Plan Year: 2020 | |
|---|--|
| Project Description | Project Facilities |
| H DW Network Upgrades 75-ES 13-MS 12-HS 18-Other | Allendale ES, Adams ES, Arvada K-8, Bear Creek K-8, Blue Heron ES, Belmar School of Integrated Arts, Campbell ES, Bradford K-8 North, Colorow ES, Coal Creek Canyon K-8, Columbine Hills ES, Coronado ES, Devinny ES, Dutch Creek ES, Edgewater ES, Eiber ES, Emory ES, Fairmount ES, Fitzmorris ES, Foothills ES, Foster ES, Fremont ES, Anderson Preschool, Glennon Heights ES, Governor's Ranch ES, Green Gables ES, Green Mountain ES, Hackberry Hill ES, Hutchinson ES, Irwin Preschool, Sheridan Green ES, Kendallvue ES, Kullerstrand ES, Kyffin ES, Lasley ES, Lawrence ES, Leawood ES, Little ES, Lukas ES, Lumberg ES, Maple Grove ES, Meiklejohn ES, Mitchell ES, Molholm ES, Mortenson ES, Mount Carbon ES, Normandy ES, Parr ES, Patterson International School, Pennington ES, Peck ES, Peiffer ES, Powderhorn ES, Red Rocks ES, Rooney Ranch ES, Stott ES, Ryan ES, Secrest ES, Semper ES, Shaffer ES, Shelton ES, Sierra ES, Slater ES, Deane ES, South Lakewood ES, Stober ES, Stevens ES, Swanson ES, Stony Creek ES, Litz Preschool, Thomson ES, Vanderhoof ES, Van Arsdale ES, Ute Meadows ES, Vivian ES, Warder ES, Weber ES, Welchester ES, Westgate ES, Westridge ES, West Woods ES, Wilmore Davis ES, Witt ES, Brady Exploration School, Dennison ES, Manning School, McLain Community HS, Jeffco Open School, Miller Special School, Free Horizon Montessori (Charter), Warren Tech Central, Long View HS, Bell MS, Wayne Carle MS, Carmody MS, Creighton MS, Deer Creek MS, Drake MS, Dunstan MS, Everitt MS, Falcon Bluffs MS, Mandalay MS, Moore MS, Oberon MS, North Arvada MS, Wheat Ridge 5-8, Arvada HS, Bear Creek HS, Chatfield HS, Dakota Ridge HS, Golden HS, Jefferson Jr-Sr HS, Lakewood HS, Pomona HS, Ralston Valley HS, Standley Lake HS, Wheat Ridge HS, Connections Learning Center |
| H DW Elevator Upgrades 3-ES 4-MS 3-HS 1-Other | Lawrence ES, Peck ES, Wilmot ES, Carmody MS, Creighton MS, Deer Creek MS, Falcon Bluffs MS, Bear Creek HS, Conifer HS, Dakota Ridge HS, Education Service Center |

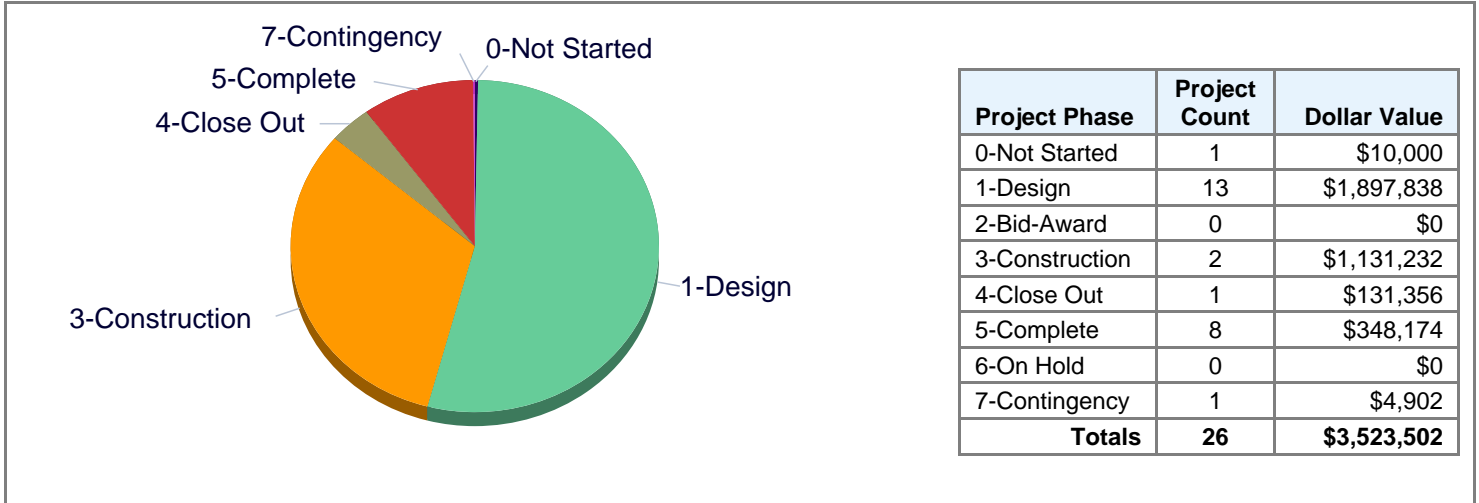
| Fiscal Plan Year: 2020 | |
|---|--|
| Project Description | Project Facilities |
| H DW Field Improvements 11-HS | Arvada HS, Arvada West HS, Chatfield HS, Columbine HS, Conifer HS, Dakota Ridge HS, Golden HS, Green Mountain HS, Lakewood HS, Pomona HS, Standley Lake HS |
| H DW Fire Sprinklers Replacement 3-ES 1-MS 1-Other | Bradford K-8 North, Rooney Ranch ES, Ryan ES, Van Arsdale ES, Deer Creek MS |
| H DW Flooring 2020-I 2-ES 2-Other | Fitzmorris ES, Lasley ES, Free Horizon Montessori (Formerly Pleasant View ES), Miller Special School |
| H DW Flooring 2020-II 4-ES | Allendale ES, Fairmount ES, Thomson ES, West Woods ES |
| H DW HVAC 2020 2-ES 1-Other | Patterson International School, Stott ES, Ryan ES |
| H DW IT Cameras 2020 24-ES 7-MS 9-HS 16-Other | Allendale ES, Arvada K-8, Bear Creek K-8, Belmar School of Integrated Arts, Bradford K-8 South, Campbell ES, Bradford K-8 North, Coal Creek Canyon K-8, Coronado ES, Elk Creek ES, Fairmount ES, Fremont ES, Glennon Heights ES, Irwin Preschool, Meiklejohn ES, Mitchell ES, Mortenson ES, Ralston ES, Stott ES, Shaffer ES, Shelton ES, Slater ES, South Lakewood ES, Stony Creek ES, Litz Preschool, Vanderhoof ES, Van Arsdale ES, Ute Meadows ES, Welchester ES, West Jefferson ES, West Woods ES, Brady Exploration School, Dennison ES, Manning School, McLain Community HS, Jeffco Open School, Miller Special School, Warren Tech Central, Warren Tech North, Deer Creek MS, Evergreen MS, Everitt MS, Falcon Bluffs MS, Mandalay MS, Oberon MS, North Arvada MS, Alameda Int'l Jr-Sr HS, Arvada HS, Bear Creek HS, Evergreen HS, Jefferson Jr-Sr HS, Pomona HS, Ralston Valley HS, Standley Lake HS, Wheat Ridge HS, Connections Learning Center |
| H DW LED Lighting - Interior 17-ES 1-Other | Columbine Hills ES, Deviny ES, Fitzmorris ES, Sheridan Green ES, Kullerstrand ES, Lasley ES, Maple Grove ES, Patterson International School, Peck ES, Powderhorn ES, Stott ES, Ryan ES, Secrest ES, Deane ES, Vanderhoof ES, Westgate ES, Westridge ES, Dennison ES |
| H DW Modular Bldg Removal 2020 3-ES | Campbell ES, Green Gables ES, Peck ES |
| H DW Paving 2020-I 2-ES 1-MS | Columbine Hills ES, Lawrence ES, Everitt MS |
| H DW Paving 2020-II 3-ES 1-Other | Bradford K-8 North, Mitchell ES, Ryan ES, Shelton ES |
| H DW Playgrounds 2020 8-ES 2-Other | Allendale ES, Columbine Hills ES, Sheridan Green ES, Kendallvue ES, Free Horizon Montessori (Formerly Pleasant View ES), Stott ES, Stony Creek ES, Vanderhoof ES, Westridge ES, Miller Special School |
| H DW Roofing 2020-I 3-ES 1-Other | Green Mountain ES, Lasley ES, Parr ES, Patterson International School |
| H DW Roofing 2020-II 4-ES 1-MS 1-HS | Kullerstrand ES, Little ES, Swanson ES, Thomson ES, Carmody MS, Evergreen HS |
| H DW Security Glass 2020-I 11-ES 1-Other | Elk Creek ES, Green Mountain ES, Kyffin ES, Mitchell ES, Peck ES, Secrest ES, Shelton ES, Slater ES, Stevens ES, Thomson ES, Warder ES, Wheat Ridge 5-8 |

| Fiscal Plan Year: 2019 | |
|--|--|
| Project Description | Project Facilities |
| H DW FF&E Allocation | |
| H DW Building Lighting 1-MS | North Arvada MS |
| H DW Curtain Riggings 8-HS | Alameda Int'l Jr-Sr HS, Arvada West HS, Bear Creek HS, Evergreen HS, Golden HS, Lakewood HS, Pomona HS, Wheat Ridge HS |
| H DW Field Improvements 1-MS 7-HS | West Jefferson MS, Arvada HS, Chatfield HS, Conifer HS, Dakota Ridge HS, Evergreen HS, Lakewood HS, Ralston Valley HS |
| H DW Fire Alarms 1-ES 1-MS 1-HS 1-Other | Red Rocks ES, D'Evelyn Jr-Sr HS, Mandalay MS, 809 Bldg 1 Service Center Bldg 1 |
| H DW Flooring 12-ES 4-Other | Bergen Meadow ES, Bradford K-8 South, Bradford K-8 North, Eiber ES, Foothills ES, Green Mountain ES, Hutchinson ES, Sheridan Green ES, Kullerstrand ES, Lukas ES, Free Horizon Montessori (Formerly Pleasant View ES), Vivian ES, Welchester ES, Westridge ES, Wilmore Davis ES, Free Horizon Montessori (Charter) |
| H DW Gym Divider Curtains 6-MS 1-Other | Manning School, Ken Caryl MS, Carmody MS, Drake MS, Everitt MS, Oberon MS, North Arvada MS |
| H DW HVAC 2-MS | Bell MS, Drake MS |

| Fiscal Plan Year: 2019 | |
|--|---|
| Project Description | Project Facilities |
| H DW IT Cameras 51-ES 1-HS 2-Other | Adams ES, Blue Heron ES, Bergen Valley ES, Bergen Meadow ES, Colorow ES, Columbine Hills ES, Devinny ES, Dutch Creek ES, Edgewater ES, Fitzmorris ES, Foothills ES, Foster ES, Governor's Ranch ES, Green Gables ES, Green Mountain ES, Hackberry Hill ES, Hutchinson ES, Sheridan Green ES, Kendallvue ES, Kullerstrand ES, Lasley ES, Lawrence ES, Leawood ES, Little ES, Lukas ES, Lumberg ES, Molholm ES, Mount Carbon ES, Normandy ES, Parr ES, Parmalee ES, Patterson International School, Pennington ES, Peck ES, Peiffer ES, Powderhorn ES, Red Rocks ES, Rooney Ranch ES, Ryan ES, Secrest ES, Semper ES, Deane ES, Rose Stein International ES, Stober ES, Swanson ES, Thomson ES, Vivian ES, Warder ES, Westgate ES, Westridge ES, Wilmore Davis ES, Wilmot ES, Free Horizon Montessori (Charter), Columbine HS |
| H DW Irrigation 2-ES 1-MS 2-HS | Colorow ES, Deane ES, D'Evelyn Jr-Sr HS, Evergreen MS, Pomona HS |
| H DW Modular Bldg Removal 8-ES 1-MS 2-Other | Campbell ES, Fremont ES, Green Gables ES, Peck ES, Peiffer ES, Swanson ES, Stony Creek ES, Westridge ES, Miller Special School, Warren Tech Central, Carmody MS |
| H DW Paving 6-ES 1-MS 2-Other | Bradford K-8 South, Bradford K-8 North, Devinny ES, Fitzmorris ES, Hackberry Hill ES, Maple Grove ES, Peck ES, Ryan ES, Evergreen MS |
| H DW Playgrounds 4-ES 4-Other | Belmar School of Integrated Arts, Columbine Hills ES, Patterson International School, Free Horizon Montessori (Formerly Pleasant View ES), Ralston ES, Welchester ES, Wilmore Davis ES, Free Horizon Montessori (Charter) |
| H DW Roofing 3-ES 1-HS | Eiber ES, Green Gables ES, Wilmot ES, Lakewood HS |
| H DW Security Glass 9-ES | Allendale ES, Devinny ES, Sheridan Green ES, Lawrence ES, Stott ES, Ryan ES, Vanderhoof ES, Westridge ES, Dennison ES |
| H DW Site Lighting 4-ES 2-Other | Belmar School of Integrated Arts, Eiber ES, Foothills ES, Ralston ES, Welchester ES, 809 Campus Service Center Campus |

23M Capital Program 2023-24

Program Dollar Value by Phase



Program Narrative

The 23M Capital Program represents Fiscal Year 2023 planned projects that are expected to complete in Fiscal Year 2024. These projects are reviewed by the Capital Asset Advisory Committee.

Occupancy Deadlines At Risk

| Occupancy Deadlines At Risk | | | | Finish Date | |
|-----------------------------|---------------|------------|--------------|-------------|----------|
| Priority | Facility Name | Project ID | Project name | Target | Forecast |

Program Contingency and Remaining Funds

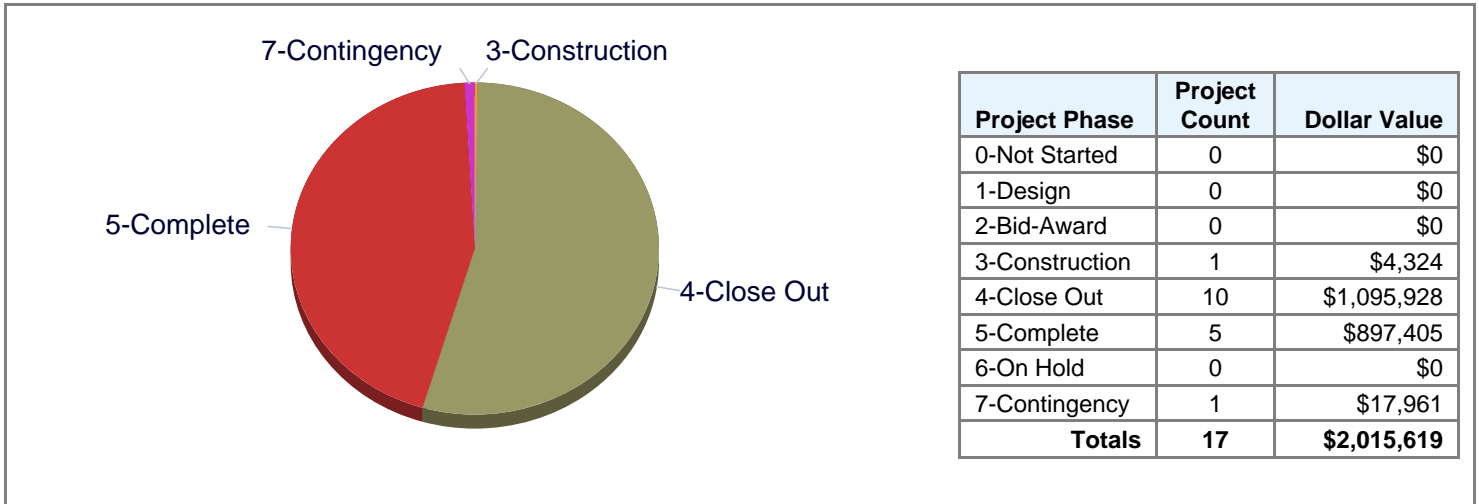
| Program Contingency (Unallocated) | Forecast Remaining Funds in Projects | Net Remaining Program Funds |
|-----------------------------------|--------------------------------------|-----------------------------|
| \$4,902 | \$3,623 | \$8,525 |

23M Capital Program 2023-24 - Project Detail

| Project Description | Work Progress | | Capital Budget | Other Funding Sources |
|---|---------------|------|--------------------|-----------------------|
| | Phase | % | | |
| 23M DW Small Projects 2 Allocation | Not Started | 0% | \$10,000 | \$0 |
| 23M Alameda HS School-Funded Add-Ons | Design | 0% | \$0 | \$0 |
| 23M Alameda HS Stride Clinic | Design | 8% | \$150,000 | \$500,000 |
| 23M DW Exterior Lighting | Design | 5% | \$200,000 | \$0 |
| 23M DW FF&E Allocation | Design | 64% | \$45,000 | \$0 |
| 23M DW Planning & Design Allocation | Design | 84% | \$220,451 | \$0 |
| 23M DW Property Disposal Allocation | Design | 2% | \$100,000 | \$0 |
| 23M DW Small Projects 1 Allocation | Design | 41% | \$511,977 | \$162,053 |
| 23M DW Temp Bldg Lease Allocation | Design | 82% | \$96,490 | \$0 |
| 23M DW Utilization Allocation | Design | 10% | \$100,000 | \$0 |
| 23M DW Water Engineering Allocation | Design | 43% | \$125,000 | \$0 |
| 23M Lakewood HS Gym Floor Replacement | Design | 0% | \$0 | \$339,954 |
| 23M Security Office Renovation | Design | 57% | \$185,920 | \$0 |
| 23M Shadow Mountain Diversion | Design | 4% | \$163,000 | \$0 |
| 23M Meyers Pool Parking Lot | Construction | 86% | \$0 | \$73,577 |
| 23M Wheat Ridge HS Replace Field Turf | Construction | 0% | \$1,131,232 | \$0 |
| 23M DW Fire Alarm Upgrade | Close Out | 96% | \$131,356 | \$0 |
| 23M Adams ES HVAC UV Lighting | Complete | 0% | \$0 | \$0 |
| 23M Arvada HS Mechanical Piping Changes | Complete | 100% | \$63,738 | \$0 |
| 23M Columbine Hills ES HVAC UV Lighting | Complete | 0% | \$0 | \$0 |
| 23M Dunstan MS Roof Repair | Complete | 100% | \$284,436 | \$281,587 |
| 23M Lukas ES HVAC UV Lighting | Complete | 0% | \$0 | \$0 |
| 23M Parr ES HVAC UV Lighting | Complete | 0% | \$0 | \$0 |
| 23M Ute Meadows ES HVAC UV Lighting | Complete | 0% | \$0 | \$0 |
| 23M Witt ES HVAC UV Lighting | Complete | 0% | \$0 | \$0 |
| 23M Program Contingency | Contingency | 0% | \$4,902 | \$0 |
| Program Totals: | | | \$3,523,502 | \$1,357,171 |

22M Capital Program 2022-23

Program Dollar Value by Phase



Program Narrative

The 22M Capital Program represents Fiscal Year 2022 planned projects that are expected to complete in Fiscal Year 2023. These projects are reviewed by the Capital Asset Advisory Committee.

Occupancy Deadlines At Risk

| Priority | Facility Name | Project ID | Project name | Finish Date | |
|----------|---------------|------------|--------------|-------------|----------|
| | | | | Target | Forecast |

Program Contingency and Remaining Funds

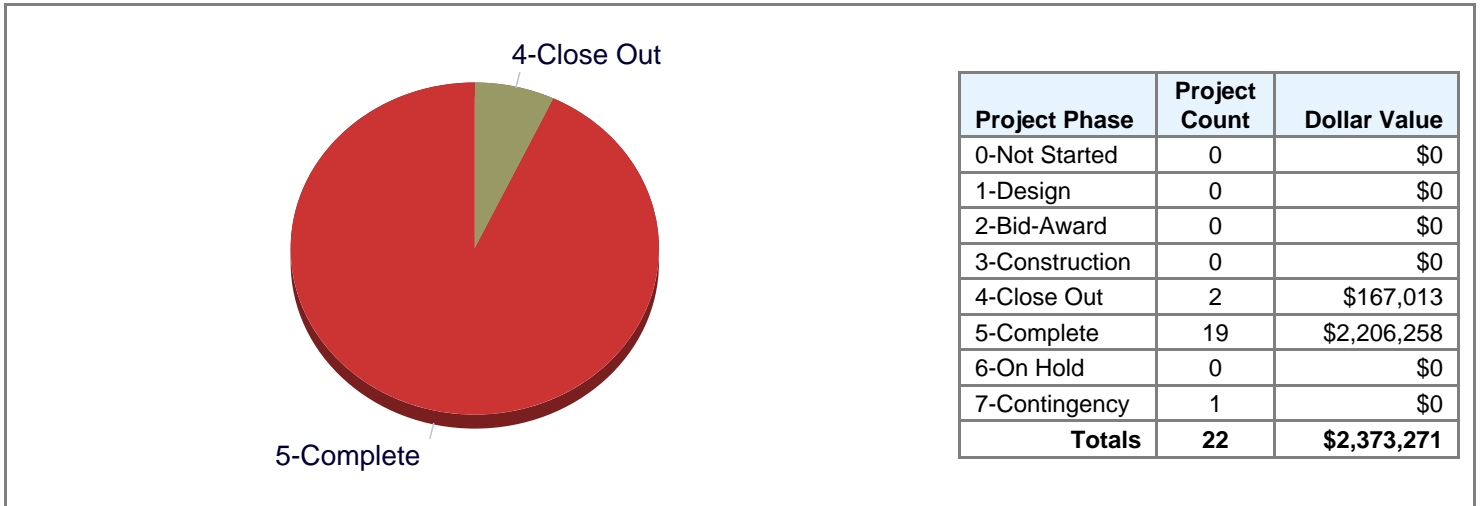
| Program Contingency (Unallocated) | Forecast Remaining Funds in Projects | Net Remaining Program Funds |
|-----------------------------------|--------------------------------------|-----------------------------|
| \$17,961 | \$930 | \$18,891 |

22M Capital Program 2022-23 - Project Detail

| Project Description | Work Progress | | Capital Budget | Other Funding Sources |
|--|---------------|------|--------------------|-----------------------|
| | Phase | % | | |
| 22M Stober ES Garden-Outdoor Classroom | Construction | 69% | \$4,324 | \$61,616 |
| 22M D'Evelyn Jr/Sr FF&E | Close Out | 100% | \$58,455 | \$0 |
| 22M DW FF&E Allocation | Close Out | 100% | \$8,541 | \$0 |
| 22M DW Planning & Design Allocation | Close Out | 100% | \$19,123 | \$0 |
| 22M DW Property Disposal Allocation | Close Out | 100% | \$26,437 | \$0 |
| 22M DW Small Projects 1 Allocation | Close Out | 100% | \$544,129 | \$65,782 |
| 22M DW Small Projects 2 Allocation | Close Out | 0% | \$0 | \$0 |
| 22M DW Temp Bldg Lease Allocation | Close Out | 100% | \$96,490 | \$0 |
| 22M DW Utilization Allocation | Close Out | 100% | \$134,036 | \$0 |
| 22M DW Water Engineering Allocation | Close Out | 100% | \$105,670 | \$0 |
| 22M Welchester ES Kitchen | Close Out | 100% | \$103,046 | \$85,981 |
| 22M Arvada HS Irv Brown Center | Complete | 100% | \$15,000 | \$0 |
| 22M Bear Creek HS Replace Field Turf | Complete | 100% | \$559,932 | \$0 |
| 22M Columbine HS Drainage Improvements | Complete | 100% | \$209,828 | \$0 |
| 22M DW HVAC UV Lighting Pilot | Complete | 100% | \$112,645 | \$0 |
| 22M Green Gables ES Walking Path | Complete | 0% | \$0 | \$0 |
| 22M Program Contingency | Contingency | 0% | \$17,961 | \$0 |
| Program Totals: | | | \$2,015,619 | \$213,379 |

21M Capital Program 2021-22

Program Dollar Value by Phase



Program Narrative

The 21M Capital Program represents Fiscal Year 2021 planned projects that are expected to complete in Fiscal Year 2022. These projects are reviewed by the Capital Asset Advisory Committee.

Occupancy Deadlines At Risk

| Priority | Facility Name | Project ID | Project name | Finish Date | |
|----------|---------------|------------|--------------|-------------|----------|
| | | | | Target | Forecast |

Program Contingency and Remaining Funds

| Program Contingency (Unallocated) | Forecast Remaining Funds in Projects | Net Remaining Program Funds |
|-----------------------------------|--------------------------------------|-----------------------------|
| \$0 | \$0 | \$0 |

21M Capital Program 2021-22 - Project Detail

| Project Description | Work Progress | | Capital Budget | Other Funding Sources |
|---|---------------|------|--------------------|-----------------------|
| | Phase | % | | |
| 21M Alameda HS School Funded Add-Ons | Complete | 100% | \$14,359 | \$124,319 |
| 21M 5th Floor Data Center Improvements | Close Out | 100% | \$47,136 | \$638,044 |
| 21M Alameda Intl Kitchen-Cafeteria Renovation | Close Out | 100% | \$119,877 | \$574,597 |
| 21M 809 Bldg 1 Security Dispatch System | Complete | 100% | \$144,600 | \$49,000 |
| 21M Candelas Regional Trail | Complete | 100% | \$212,338 | \$0 |
| 21M Columbine HS School-Funded Add-On Scope | Complete | 100% | \$0 | \$364,292 |
| 21M Conifer HS FF&E | Complete | 100% | \$48,525 | \$0 |
| 21M D'Evelyn Jr-Sr HS Roofing | Complete | 100% | \$257,512 | \$0 |
| 21M DW Energy Conservation Allocation | Complete | 100% | \$18,426 | \$0 |
| 21M DW Field Net Systems | Complete | 100% | \$120,341 | \$0 |
| 21M DW Pilot-HVAC UV Lighting | Complete | 100% | \$43,360 | \$0 |
| 21M DW Planning & Design Allocation | Complete | 100% | \$92,016 | \$0 |
| 21M DW Property Disposal Allocation | Complete | 100% | \$855 | \$0 |
| 21M DW Reservoir Measuring Systems | Complete | 100% | \$263,983 | \$0 |
| 21M DW Small Projects 1 Allocation | Complete | 100% | \$513,386 | \$0 |
| 21M DW Small Projects 2 Allocation | Complete | 100% | \$82,968 | \$0 |
| 21M DW Temp. Bldg. Lease Allocation | Complete | 100% | \$96,490 | \$0 |
| 21M DW Utilization Allocation | Complete | 100% | \$57,183 | \$0 |
| 21M DW Water Engineering Allocation | Complete | 100% | \$136,062 | \$0 |
| 21M Green Mountain HS Corridor Flooring | Complete | 100% | \$47,897 | \$0 |
| 21M Jeffco Open School Playground | Complete | 100% | \$55,957 | \$64,557 |
| 21M Program Contingency | Contingency | 0% | \$0 | \$0 |
| Program Totals: | | | \$2,373,271 | \$1,814,808 |

**Department of Construction Management
Program Financial Summary Report**



Date: May 17, 2023

| Program | Program Contingency (Unallocated) | Forecast Remaining Funds in Projects | Net Remaining Program Funds |
|-------------------------------------|--|---|--|
| H/G/F 2018 Capital Improvement Plan | \$26,492,208 | \$613,590 | \$27,105,798 |
| 23M 23M Mini Program 2023-24 | \$4,902 | \$3,623 | \$8,525 |
| 22M 22M Mini Program 2022-23 | \$17,961 | \$930 | \$18,891 |
| 21M 21M Mini Program 2021-22 | \$0 | \$0 | \$0 |
| Total: | \$26,515,071 | \$ 618,413 | \$27,133,484 |